

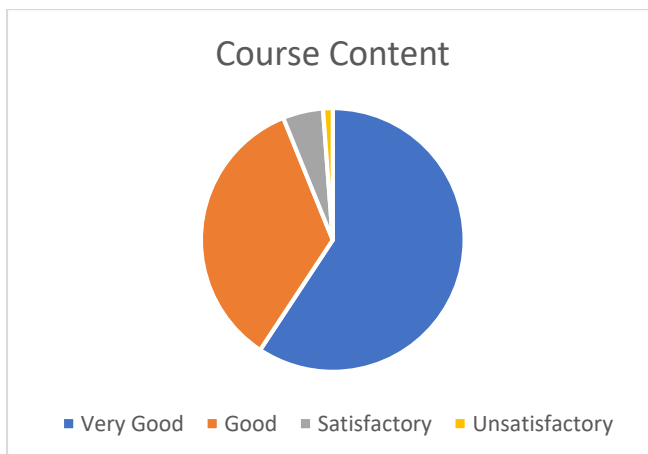
Students Feedback Analysis (2021-2022)

Students were asked to give their feedback on Students Feedback Form. More than 300 students recorded their responses. The feedback was invited on 3 questionnaires. The following is the analysis report of the feedback received for the academic session 2021-2022. The feedback has been recorded, analysed and filed.

Questionnaire – 1

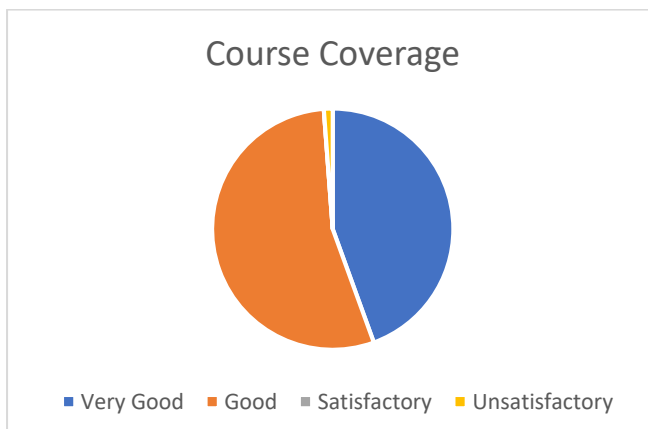
1. Content of the course

61% of students responded that they found the content of the course Very Good, 34% of students found it Good , 05% found it Satisfactory and 0% found it Unsatisfactory.



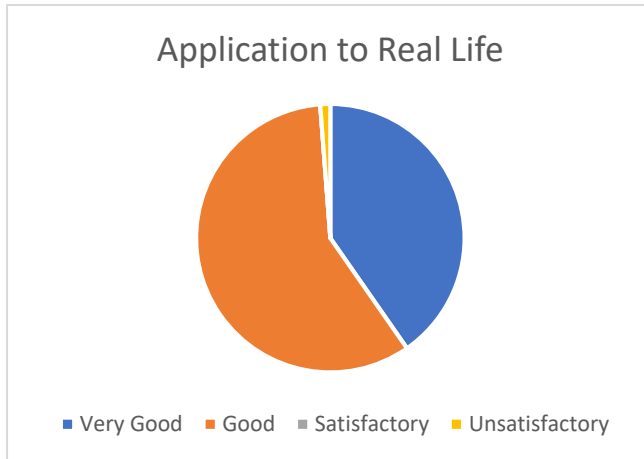
2. Extent of coverage of the course

48% of students found the extent of coverage of the course Very Good, 51% said that it was Good, 01 % found it Satisfactory and 0% found it Unsatisfactory.



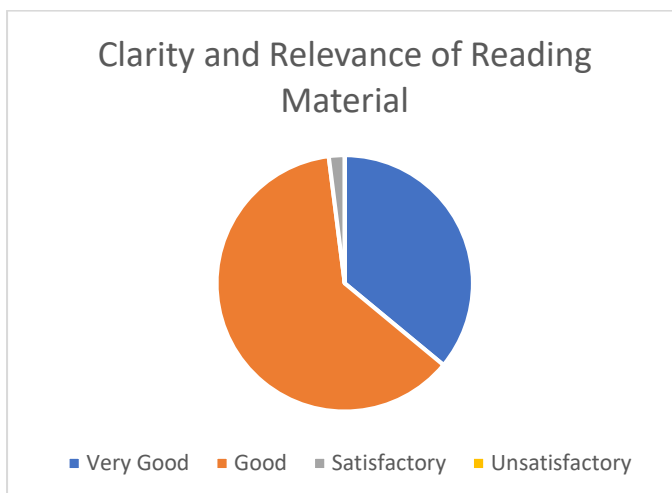
3. Applicability/ relevance of course to real life situations

42% of students found the Applicability/ relevance of course to real life situations Very Good, 57% said that it was Good, 0% found it Satisfactory and 01% found it Unsatisfactory.



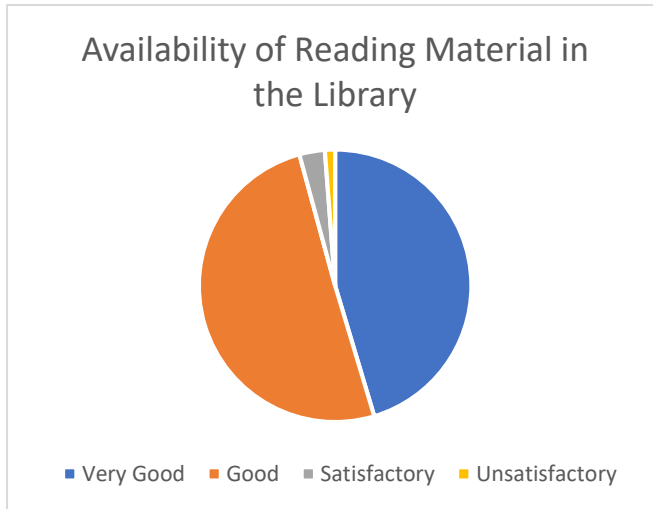
4. Clarity and relevance of textual reading material.

38% of students responded that the Clarity and relevance of textual reading material Very Good, 60% said that it was Good, 02% found it Satisfactory and 0% found it Unsatisfactory.



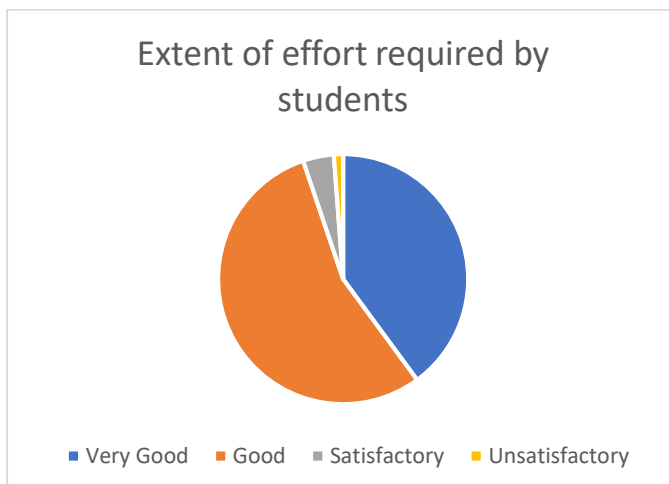
5. Availability of reading material in the library.

46% of students found the Availability of reading material in the library Very Good, 51 % said that it was Good, 02% found it Satisfactory and 01% found it Unsatisfactory.



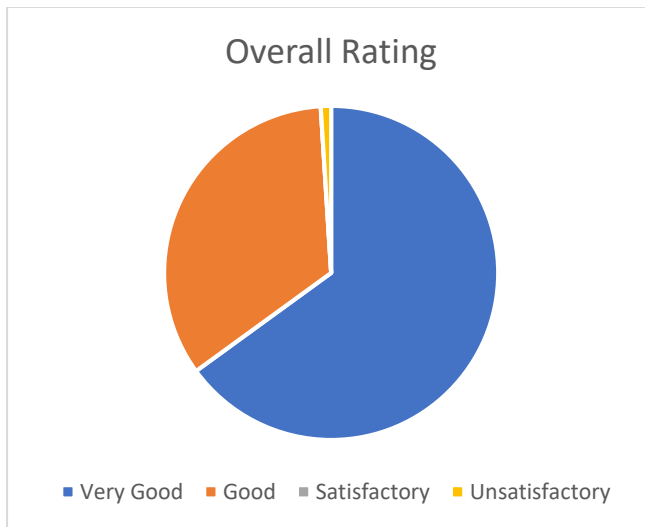
6. Extent of effort required by students.

40% of students responded the Extent of effort required by students course Very Good, 55% said that it was Good, 04% found it Satisfactory and 01% found it Unsatisfactory.



7. Overall Rating.

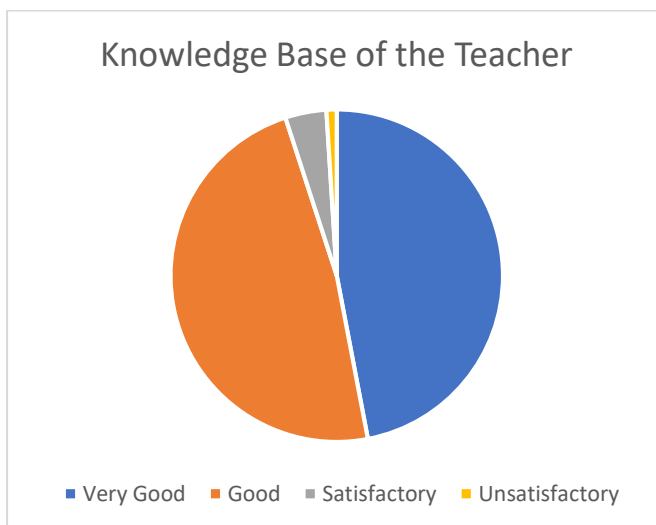
66% of students gave the Overall Rating Very Good, 33% said that it was Good, % found it Satisfactory and 01 % found it Unsatisfactory.



Questionnaire- 2

1. Knowledge base of the teacher (as perceived by you)

48% of students marked that the Knowledge base of the teacher was Very Good, 47% of students responded that it was Good, 04 % said that it was Satisfactory and 01 % of the students responded that it was unsatisfactory.



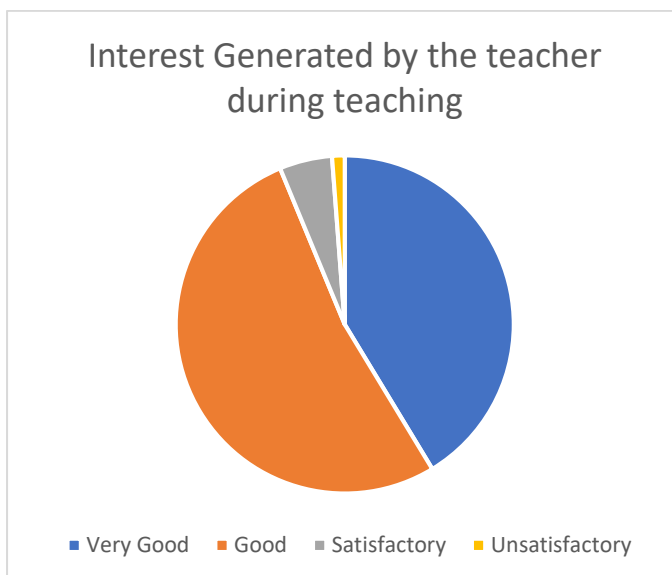
2. Communication Skill (in terms of articulation and Comprehensibility)

46% of students marked that the Communication Skill of the teacher was Very Good, 52% of students responded that it was Good, 0% said that it was Satisfactory and 02% of the students responded that it was unsatisfactory.



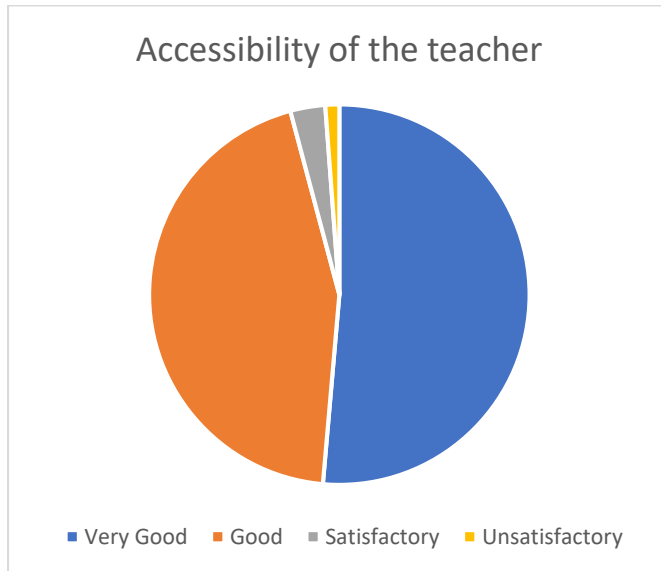
3. Interest generated by the teacher during class teaching.

43% of students marked that the Interest generated by the teacher during class teaching was Very Good, 50% of students responded that it was Good, 04% said that it was Satisfactory and 03% of the students responded that it was unsatisfactory.



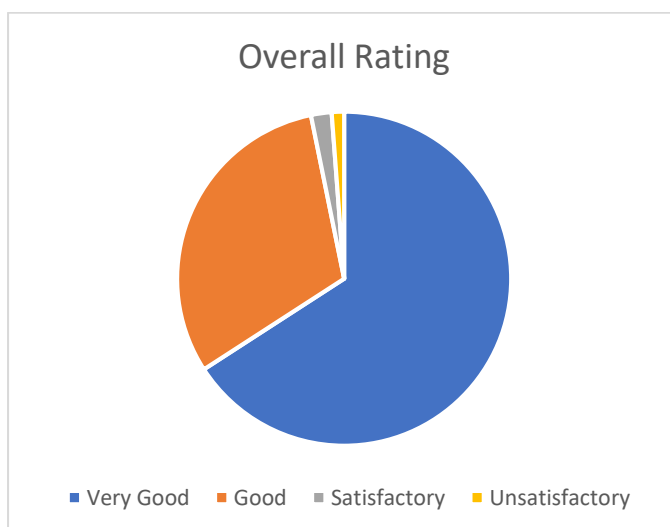
4. Accessibility of the teacher in and out of the class (includes availability of the teacher to motivate further study and discussion outside class)

52% of students marked that the Accessibility of the teacher in and out of the class was Very Good, 45 % of students responded that it was Good, 03% said that it was Satisfactory and 0% of the students responded that it was unsatisfactory.



5. Overall Rating.

66% of students gave the Overall Rating as Very Good, 31% of students responded that it was Good, 02% said that it was Satisfactory and 01% of the students responded that it was unsatisfactory.

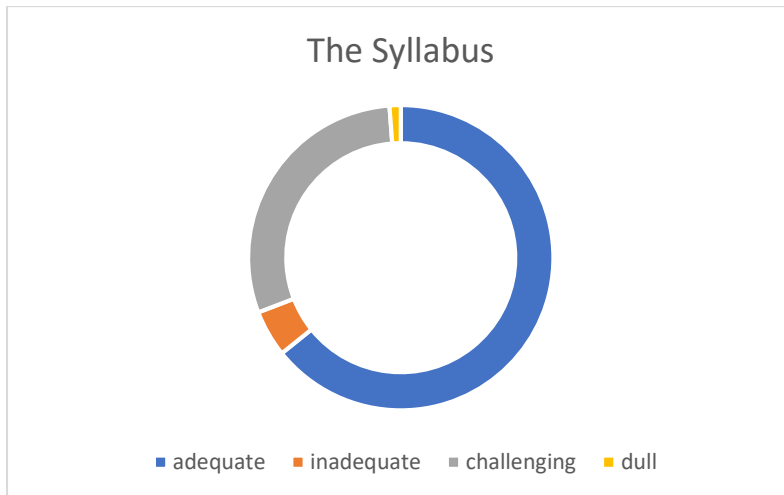


Questionnaire- 3

1. The syllabus of each course was

(a) adequate (b) inadequate (c) challenging (d) dull

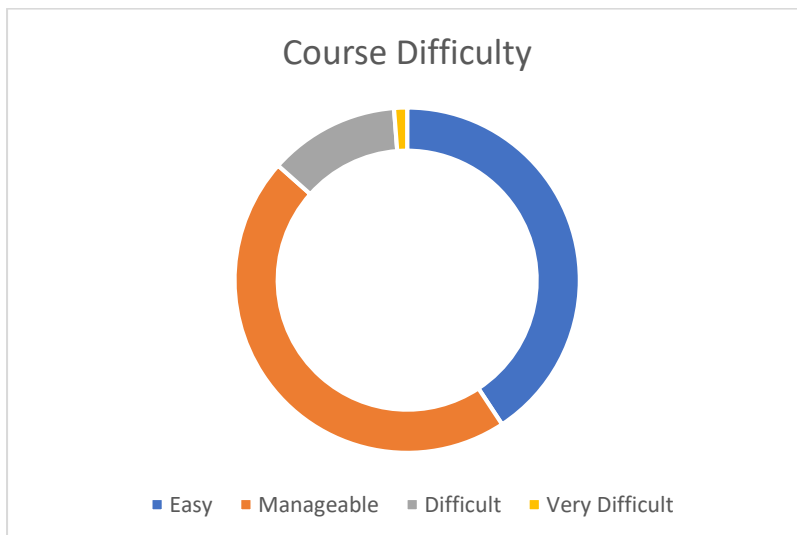
65% of the students marked adequate, 05% marked inadequate, 30% marked challenging and 0% marked dull.



2. Was the course easy or difficult to understand?

(a) easy (b) manageable (c) difficult (d) very difficult

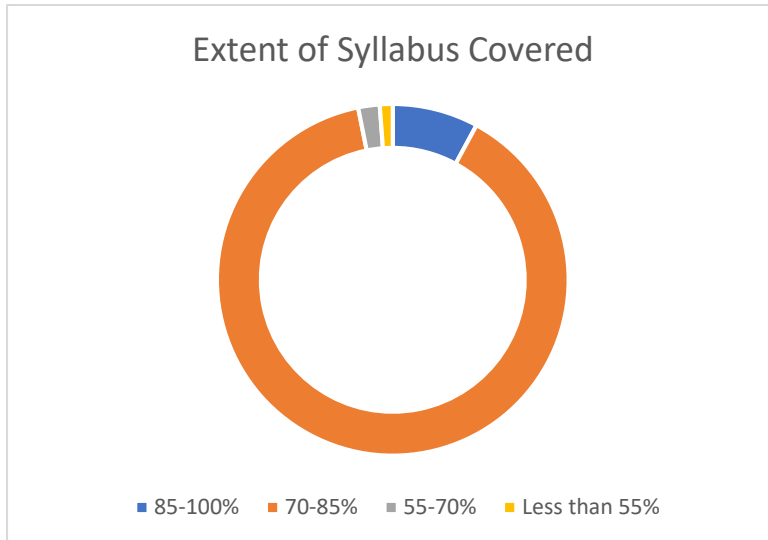
40% of the students marked easy, 45% marked manageable, 12% marked difficult and 3% marked very difficult.



3. How much of the syllabus as covered in the class?

- (a) 85% – 100% (b) 70%-85% (c) 55%-70% (d) Less than 55%

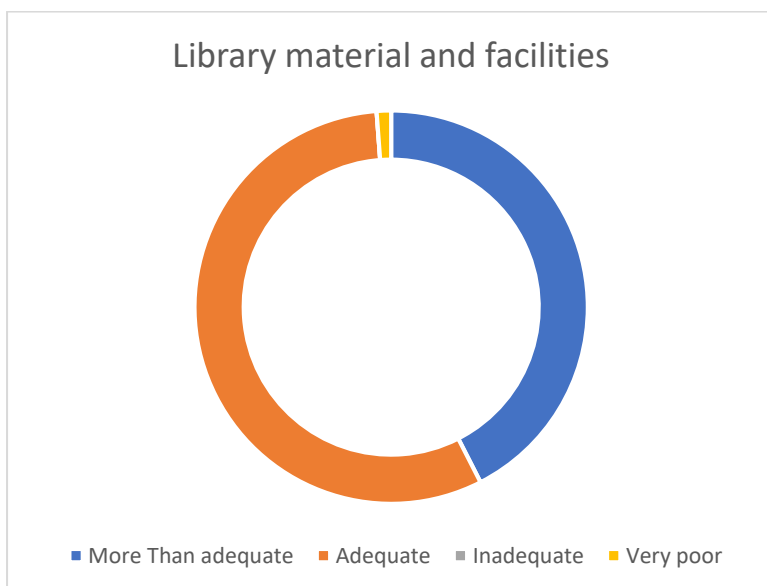
8% of the students marked 85%-100%, 90% marked 70%-85%, 2% marked 55%-70% and 0% marked less than 55%.



4. What is your opinion about the library material and facilities of the course?

- (a) more than adequate (b) adequate (c) inadequate (d) very poor

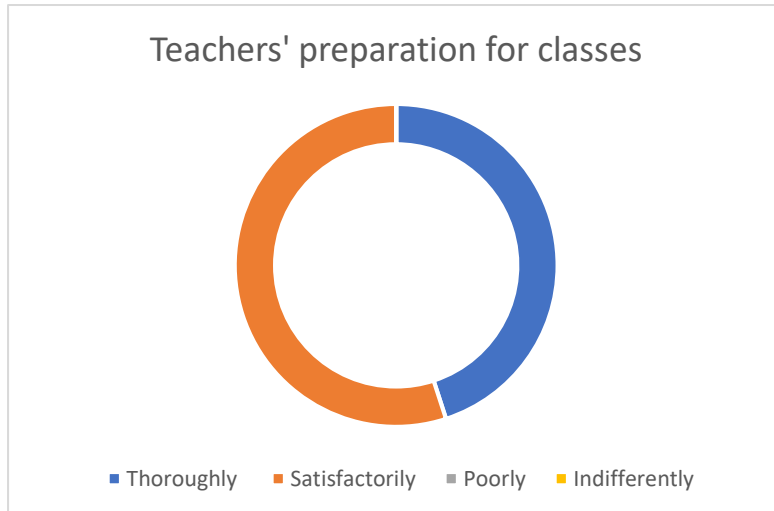
43% of the students marked more than adequate, 57% marked adequate, 0% marked inadequate and 0% marked very poor.



5. How well did the teachers prepare for the classes?

(a) thoroughly (b) satisfactorily (c) poorly (d) indifferently

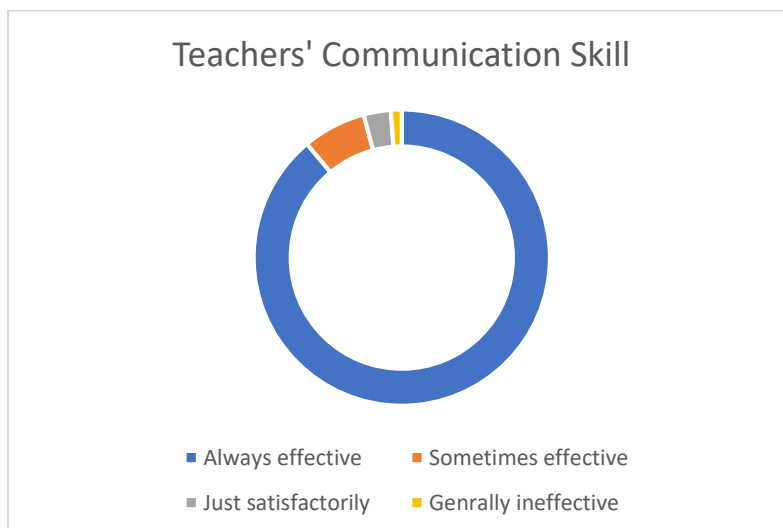
45% of the students marked thoroughly, 55% marked satisfactory, 0% marked poorly and 0% marked indifferently.



6. How well were the teachers able to communicate?

(a) Always effective (b) sometimes effective (c) just satisfactorily (d) generally ineffective

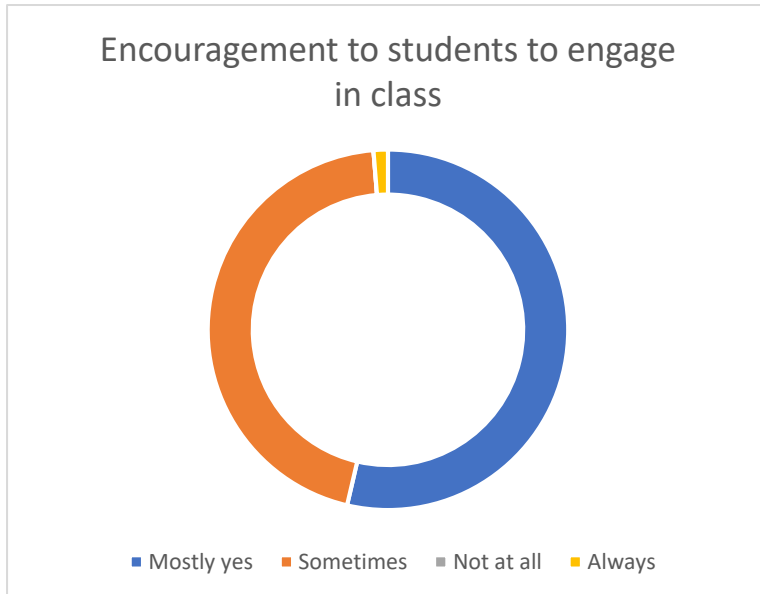
90% of the students marked always effective, 07% marked sometimes effective, 03% marked just satisfactorily and 0% marked generally ineffective.



7. How far the teachers encourage student participation in class?

(a) mostly yes (b) sometimes (c) not at all (d) always

50% of the students marked mostly yes, 42% marked sometimes, 0% marked not at all and 08% marked always.



8. How helpful were the teachers in advising?

(a) very helpful (b) sometimes helpful (c) not at all helpful (d) did not advise.

80% of the students marked very helpful, 19% marked sometimes helpful, 01% marked not at all helpful and 0% marked that the teacher did not advise.

